



1966 **60** 2025  
ANNIVERSARY RALLY

**ARCTIC**  
LAPLAND  
**RALLY**  
arcticroally.fi

ROVANIEMI FINLAND  
30.1.-1.2.2025



NEAFP

# RALLY GUIDE



ROVANIEMI FINLAND  
30.1.-1.2.2025



## Table of contents

### 1. General about the event

- 1.1 Competitor's Relations Officers' Schedule
- 1.2 Rally Guide
- 1.3 Shakedown
- 1.4 Considering the environment

### 2. Before the event

- 2.1 Stages compared to previous years

### 3. During the event

- 3.1 Identification of Officials
- 3.2 Attachment of items in the service cars
- 3.3 Trailer park also in Kemijärvi
- 3.4 Liaison from SS 3 Autiovaara to SS 4 Murtotunturi
- 3.5 Retiring on SS10
- 3.6 Retiring on Special Stages
- 3.7 Arriving from SS to "big road"
- 3.8 Tires in the overnight parc fermé
- 3.9 SPB Service B Flexi Service instructions
- 3.10 Holding area and transferring to podium
- 3.11 Accident & Safety Procedures
- 3.12 Reindeers in the traffic


### 4. Driving in Finland, Information by the Traffic Ministry

### 5. General

- 6.1 Important phone numbers

### 6. Appendices

- Appendix 1. Shakedown holding area
- Appendix 2. Shakedown minor adjustments
- Appendix 3. Time Card example
- Appendix 4. Podium holding area



ROVANIEMI FINLAND  
30.1.-1.2.2025



## 1 General about the event

### 1.1 Competitors' Relations Officers' schedule



**Jonna Hautala**  
+358 440 490 481

[hautala.jonna@hotmail.com](mailto:hautala.jonna@hotmail.com)



**Maria-Liisa Hämäläinen**  
tel. +358 40 758 3092

[marialiisa.hamalainen@gmail.com](mailto:marialiisa.hamalainen@gmail.com)

**Competitors' Relations Officers can be contacted by phone and email at any time during the event.**

### 1.2 Rally Guide


Start by reading the Supplementary Regulations and the Finnish Rally Championship 2025 Regulations, which have most of the information you need. The matters contained in these regulations have not, in principle, been repeated in the Rally Guide.

We have compiled other information in this guide for your reference, including important phone numbers.

Rally Office staff and competitors' relations officers are happy to assist you whenever needed.

### 1.3 Shakedown

Arrival to the Shakedown happens via a private road on which it is not allowed to have several cars waiting at the same time. Cars arriving to the Shakedown will be organized in the holding area according to Appendix 1. The officials will send the cars to Shakedown from the holding area in order of arrival to avoid several cars waiting at the same time in the start of the Shakedown. No service vehicles are allowed in the holding area.



ROVANIEMI FINLAND  
30.1.-1.2.2025



Minor adjustments and service activities may be completed in the parking area according to Appendix 2. There are no officials organizing activities in this parking area.

## 1.4. Considering the environment

Arctic Lapland Rally is driven in a wonderful arctic environment which is particularly sensitive to human influences. Please take all garbage and waste to the appropriate collection points. Do not leave waste in any rally locations or nature. Please also avoid anything else that causes an unnecessary burden on the environment.

## 2 Before the event


### 2.1 Stages compared to previous years

Shakedown	New
SS 1 Aittajärvi	Same as in 2022
SS 2 Venni-Mäntyvaara	Beginning is new, from 8.73 km same as in 2024
SS 3 Autiovaara	New
SS 4 Murtotunturi	New
SS 5 Kaihuvaara	Same as in 2023 until 19.05 km
SS 6 Mäntyvaara	Same as in 2024 starting from 0.3 km
SS 7 Siikakämä	Same as in 2023
SS 8 Aittajärvi	Same as in 2022
SS 9 Ounasvaara	Same as in 2024, a corner 0.04 km before the finish
SS 10 Sarriojärvi	Beginning is new, from 10.59 km same as in 2021
SS 11 Perävaara	New
SS 12 Kemijärvi	Same as in 2024, finish 0.03 km sooner
SS 13 Sarriojärvi	Beginning is new, from 10.59 km same as in 2021

## 3. During the event

### 3.1 Identification of Officials

- The officials are identified as follows:
- Stage Commander: red tabard
- Stage Safety Commander: green tabard
- Doctor: white tabard
- Competitors' Relations Officer: orange tabard
- Timekeeping, marshal, security officer, ticket sales: yellow tabard



ROVANIEMI FINLAND  
30.1.-1.2.2025



- Manager of security officers: orange tabard
- Scrutineering: green tabard
- Service park officials: light blue tabard – are also Stewards of Facts in the service

### 3.2 Attachment of items in the service cars

Loose batteries and fuel tanks in the service cars moving on the route have attracted the attention of the police during the previous years. To improve the safety, please secure the equipment properly for transport.

**THE POLICE HAS ANNOUNCED THEY WILL SUPERVISE THIS!**

### 3.3 Trailer park also in Kemijärvi

There is a trailer park also in Kemijärvi address Taavankatu 2 (yard of Napapiirin Kuljetus). Description in the Road Book.

Places for parking trailers are marked in the area and the trailers must not obstruct, for example, the refueling operations in the area.

### 3.4 Liaison from SS 3 Autiovaara to SS 4 Murtotunturi

The start of SS 4 Murtotunturi is located on a narrow road section where it is difficult to change the order of cars. Please try to arrive to the small road leading to SS 4 from road 81 in the start order but also as soon as possible. Doing so will reduce dangerous situations on road 81 with other traffic.

### 3.5 Retiring in SS 10


SS 10 and SS 13 is closed also during the time between the Stages. Cars retired on SS 10 can be fetched from the Stage after SS 13 has ended and the permission is given to enter the Stage. This will happen approximately after 21:00. The organizer gives the competitors the opportunity to leave the Stage with the organizer's ride, but cars cannot be brought away from the Stage sooner.

Between SS 10 and SS 13 the sweeper car will exceptionally drive through the stage and removes cars from dangerous locations to safer ones. The organizer gives the competitors the opportunity to leave the Stage with the organizer's ride, but cars cannot be brought.

### 3.6 Retiring on Speacial Stages

The organizer uses so-called fast sweeper car, which cannot act as a towing service for retired vehicles, and the teams themselves must organize the pick-up of retired cars. If necessary, information on towing services can be found from the contact details. The organizer gives the competitors the opportunity to leave the Stage with the organizer's ride, but cars cannot be brought.





ROVANIEMI FINLAND  
30.1.-1.2.2025



### 3.7 Arriving from SS to “big road”

After the finish and before entering a bigger road, there is a traffic controller giving a signal to the competitor when they can safely enter the road. If there is crossing traffic, the competitor is stopped and the other traffic passes normally.

### 3.8 Tires in the overnight parc fermé

A clarification to Supplementary Regulations Art 9. TIRES, 9.3 All classes. Road homologated winter tires are allowed but not mandatory between SPB – SPC. Road homologates winter tires or rally tires may be used in the overnight parc fermé.

### 3.9 SPB Service B Flexi Service instructions

TC 6a gives the arrival time to the Service Park.

The competitors may start the service at a time of their choosing considering that the Service Park exit via TC 6b must be done at the latest 24:00. Please remember to mark the service time correctly.

### 3.10 Holding area and transferring to podium

The finish of the Rally is at TC 13a. After TC 13a there is a media zone and podium holding area. In the holding area cars are organized by the officials for driving to the podium. The cars will be marked with a sequential number in which order they will move to the podium as instructed by the officials. The route from the holding area to the finish line is described in the road book. The organizers wishes that all competitors will drive through the podium.

Appendix 4. Podium holding area

### 3.11 Accident & Safety Procedures

If medical emergency or fire-fighting assistance is required in the event of an accident, the SOS sign is displayed to other competitors and the SOS button is pressed.


The SOS sign must be clearly displayed to competitors entering the scene of the accident, and the sign cannot be left unattended. If a competitor presses the SOS button for medical / extinguishing assistance, the competitor must display the SOS sign as described above.

Each competitor to who has been shown the SOS sign must stop to provide assistance to injured persons or a burning car and, if necessary, to call for additional assistance via the GPS Safety Tracker or from the competition **safety number +358 440 63 4334**. If you can't call for help, you must report the information to the NEXT radio point which may also be the Flying Finish Line.

If a competitor hits a vehicle and / or a person on a Special Stage, the competitor must immediately stop and ensure the need for assistance and act as prescribed in the event of an accident.

When calling for help, please provide the following information:

- competition number of the crew involved



ROVANIEMI FINLAND  
30.1.-1.2.2025



- if and how many crew members or spectators are injured
- how seriously they are injured
- if any crew member or spectator are trapped in or outside the car
- location of the accident, i.e. the closest road book junction or kilometer post
- any other vital information, i.e. fire, water

Also the following cars must stop if the red SOS sign is displayed. All competitors stopped on a stage must place their red warning triangle at least 50 m before where the car is stopped if the car is still on the road.

All rescue vehicles approaching the scene of an accident must be allowed full access to the site by removing competitors' cars from the site by passing the accident site. In case of not being able to pass through, the cars have to be removed from the road (using shovels to make room on the site of the road, if necessary).

If you stop on a special stage but do not require medical help, please display the green OK sign to other competitors and officials.

At the medical vehicle point, the special stage may be stopped with a red flag or light. In this case, the competitors must stop at the point and wait for instructions from officials to continue the race. The red flag may also be issued via the GPS Safety Tracker during the Special Stage. The competitor must acknowledge receipt of the red flag on the display of the device, drop speed and prepare to stop. The competitor must stop at an Intermediate Point and / or at the scene of the accident for further instructions or assistance.

Competitors' may contact the event doctor via the event emergency number +358 440 63 4334.

**The emergency phone number is 112 and the safety number to the Rally Control Center is +358 440 63 4334.**

### **3.12 Reindeers in the traffic**

Taking care of the reindeer is the oldest livelihood in Northern Finland. There are 5000 reindeer owners. In the area where reindeer live, there are circa 200 000 reindeer in wintertime and after reindeer have got their calves there are almost 340 000 reindeer in the forest at summertime.

#### **Why do reindeer move on the road?**

The roads run through reindeer pastures. In winter, the reindeer are happy to exchange difficult snowdrifts for plowed roads.

#### **If an accident happens during the reconnaissance period**

- Alert other drivers, remember the set up the warning triangle by the road
- Take care of first aid and call 112
- If you can, kill the injured reindeer or get someone to do it. Don't leave the injured reindeer to suffer,



ROVANIEMI FINLAND  
30.1.-1.2.2025



- Move the carcass to the side of the road and mark the place visibly, e.g. with a plastic bag.
- You are not allowed to take the carcass with you.
- Call 112 even if you only slightly touch a reindeer to inform them of the accident

#### **During a competitive run of a Special Stage**

- If there is an emergency, call 112, or at the latest inform officials at the Stage Finish

## **4. Driving in Finland, Information by the Traffic Ministry**

### **Have a safe journey!**

Most traffic signs in Finland are international. By observing traffic regulations and speed limits You can avoid danger.

### **Obligatory safety devices**

It is obligatory in Finland for the driver and all the passengers in the car to use safety belts both on front and back seats. Also the children must use safety belts or other safety equipment meant for them. Their parents or the driver of the car is held responsible for this.

### **Speed limits**

**On densely populated areas there is a speed limit of 50 km/h. Entrance signs show You where the speed limit starts and ends.**

Outside of these areas the general speed limit is 80 km/h. Any speed limit other than that will be indicated by traffic signs varying between 30 and 120 km/h. In addition to this there are speed limits for certain vehicle types. Car towing a caravan may not drive faster than 80 km/h. The same rule applies for trucks, most buses and bigger vans. If you exceed the speed limit You'll be fined. Exceeding the limit by more than 30 km/h means immediate withdrawal of driving license.


### **Lights on - also in daylight**

Driving lights must always be lit when you drive outside of town. It is recommended to use the lights everywhere. Fog lights can only be used during fog or heavy snowfall, in other words always when the visibility is limited.

### **No drunk driving**

It is forbidden to drive drunken in Finland. Police who is controlling the traffic can order you to have a blowing test. The limit for penalty is 0,5 per mille (‰). Drunk driving will be penalized. In addition to this the driving license will normally be withdrawn immediately.





ROVANIEMI FINLAND  
30.1.-1.2.2025



### **Obey traffic rules**

Drive on the right side, overtake from the left. Give way to any vehicle coming from the right, bicycles too. Give way to a bus leaving from the bus stop on areas where the speed limit is under 60 km/h. In town You may use bus lane only in case You are turning.

Give way to pedestrian. Don't pass a vehicle which has stopped before a pedestrian crossing or which stops You for seeing the pedestrian crossing.

Give way to bicyclists and motorcyclists who are crossing the road when You are turning in a crossing.

It's forbidden to overtake during the yellow line on the road. Please overtake only when You can return to your own lane without endangering and disturbing other traffic. If a vehicle in front of You is turning to left or is clearly to do that You will always have to pass it by from the right. It is also forbidden in Finland to stop or park the car on sidewalks and in parks, as well as on pedestrian crossings, on bicycle roads or in front of them.


General disregard in traffic can be penalized up to a withdrawal of driving license. Police controls behavior in traffic, especially overtaking.

### **Watch for animals**

There are lots of elks, deers and especially in Lapland lots of reindeers. The most popular animal crossing have been marked by warning signs. Animals tend to move at dawn and in dusk. Please remember that an accident with an animal can be disastrous.

### **General emergency number**

If You have an accident, You can reach ambulance, doctor and fire department from the same number **112** and police You'll find at the number **112** all over the country. Your call is free of charge even from a telephone booth.



ROVANIEMI FINLAND  
30.1.-1.2.2025



## 5. General

### 5.1 Important phone numbers

#### Rally office / Secretary

Marjut Haiko +358 40 7637387

#### Clerk of the Course

Heikki Isomaa +358 400 581006

#### Deputy Clerk of the Course (route)

Katriina Keskiniva +358 50 408 6680

#### Chief Safety Officer

Ville Riskilä +358405494440

#### Safety Manager in the Race Control

Aleksanteri Hoffren +358 440 63 4334

#### Service Park

Service Park Manager Jouko Talviaho +358 400 532879

Deputy Service Park Manager Tapani Keskikuru +358 40 5387243

#### PARC FERMÉ

Parc Fermé contact person Kari Muikku +358 50 5598031

#### GENERAL EMERGENCY NUMBER 112

#### POLICE 112

#### TYRE SERVICES


Lapin Kumi Oy +358 16 3210 000

#### TOWING SERVICES

Lapin Hinauspalvelu +358 16 313 300

## 6. Appendices

- Appendix 1. Shakedown holding area
- Appendix 2. Shakedown minor adjustments
- Appendix 3. Time Card example
- Appendix 4. Podium holding area



ROVANIEMI FINLAND  
30.1.-1.2.2025




Appendix 1.

Shakedown holding area



## TESTI EK ODOTUSALUE





ROVANIEMI FINLAND  
30.1.-1.2.2025



## Appendix 2.

Shakedown minor adjustments



ROVANIEMI FINLAND  
30.1.-1.2.2025



## Appendix 3. Time Card

# Time Card A

Leg 1 - Section 1  
Friday 31<sup>st</sup> January 2025

Car No.

TC 0	<b>START - START LEG 1</b>  <div style="display: flex; justify-content: space-around;"> <div style="text-align: center;"> <b>ACTUAL START</b>  <div style="border: 1px solid black; width: 40px; height: 40px; margin: 0 auto;"></div> <p>TC 0</p> </div> <div style="font-size: 24px;">▶</div> <div style="text-align: center;"> <b>TARGET TIME</b>  <div style="border: 1px solid black; padding: 2px;">00 30</div> </div> <div style="text-align: center;"> <b>DUE TIME</b>  <div style="border: 1px solid black; width: 40px; height: 40px; margin: 0 auto;"></div> <p>TC 1</p> </div> </div>	<b>COMPETITOR USE</b>  DISTANCE FROM TC 0 TO TC 1 21,22 KM
TC 1	<b>SS 1 - 22,58 KM AITTAJÄRVI 1</b>  <div style="display: flex; justify-content: space-around;"> <div style="text-align: center;"> <b>FINISH TIME</b>  <div style="border: 1px solid black; width: 60px; height: 40px; margin: 0 auto;"></div> </div> <div style="text-align: center;"> <b>JUMP START</b>  <div style="border: 1px solid black; width: 40px; height: 40px; margin: 0 auto;"></div> </div> </div> <div style="display: flex; justify-content: space-around; margin-top: 10px;"> <div style="text-align: center;"> <b>ACTUAL START</b>  <div style="border: 1px solid black; width: 40px; height: 40px; margin: 0 auto;"></div> </div> <div style="font-size: 24px;">▶</div> <div style="text-align: center;"> <b>TARGET TIME</b>  <div style="border: 1px solid black; padding: 2px;">01 10</div> </div> <div style="text-align: center;"> <b>DUE TIME</b>  <div style="border: 1px solid black; width: 40px; height: 40px; margin: 0 auto;"></div> <p>TC 2</p> </div> </div>	<b>COMPETITOR USE</b>  DISTANCE FROM SS 1 START TO TC 2 55,88 KM
TC 2	<b>SS 2 - 12,42 KM VENNI-MÄNTYVAARA</b>  <div style="display: flex; justify-content: space-around;"> <div style="text-align: center;"> <b>FINISH TIME</b>  <div style="border: 1px solid black; width: 60px; height: 40px; margin: 0 auto;"></div> </div> <div style="text-align: center;"> <b>JUMP START</b>  <div style="border: 1px solid black; width: 40px; height: 40px; margin: 0 auto;"></div> </div> </div> <div style="display: flex; justify-content: space-around; margin-top: 10px;"> <div style="text-align: center;"> <b>ACTUAL START</b>  <div style="border: 1px solid black; width: 40px; height: 40px; margin: 0 auto;"></div> </div> <div style="font-size: 24px;">▶</div> <div style="text-align: center;"> <b>TARGET TIME</b>  <div style="border: 1px solid black; padding: 2px;">00 15</div> </div> <div style="text-align: center;"> <b>DUE TIME</b>  <div style="border: 1px solid black; width: 40px; height: 40px; margin: 0 auto;"></div> <p>TC 2 A</p> </div> </div>	<b>COMPETITOR USE</b>  DISTANCE FROM SS 2 START TO TC 2 A 12,82 KM
TC 2 A	<b>REGROUP - SERVICE A IN</b>  <div style="display: flex; justify-content: space-between;"> <div style="width: 40%;"> <b>FLEX SERVICE A</b>   <div style="border: 1px solid black; padding: 2px; margin-bottom: 5px;">           SERVICE STARTED  <div style="border: 1px solid black; width: 40px; height: 40px; margin: 0 auto;"></div> </div> <div style="border: 1px solid black; padding: 2px; margin-bottom: 5px;">           TARGET TIME  <div style="border: 1px solid black; padding: 2px;">00 30</div> </div> <div style="border: 1px solid black; padding: 2px; margin-bottom: 5px;">           SERVICE FINISHED  <div style="border: 1px solid black; width: 40px; height: 40px; margin: 0 auto;"></div> </div> <div style="border: 1px solid black; padding: 2px; margin-bottom: 5px;">           SERVICE A OUT  <div style="border: 1px solid black; width: 40px; height: 40px; margin: 0 auto;"></div> </div> </div> <div style="width: 55%; text-align: center;"> <b>COMPETITOR USE</b>             PROVISIONAL SERVICE A OUT, TC 2 B  <div style="border: 1px solid black; width: 40px; height: 40px; margin: 0 auto;"></div>            SERVICE STARTED  <div style="border: 1px solid black; width: 40px; height: 40px; margin: 0 auto;"></div>            TARGET TIME  <div style="border: 1px solid black; padding: 2px;">00 30</div>            SERVICE FINISHED  <div style="border: 1px solid black; width: 40px; height: 40px; margin: 0 auto;"></div>            SERVICE A OUT  <div style="border: 1px solid black; width: 40px; height: 40px; margin: 0 auto;"></div> </div> </div>	<b>COMPETITOR USE</b>  DISTANCE FROM SS 2 START TO TC 2 A 12,82 KM
TC 2 B	<b>SERVICE A OUT</b>  <div style="border: 1px solid black; width: 40px; height: 40px; margin: 0 auto;"></div>	<b>COMPETITOR USE</b>  DISTANCE FROM SS 2 START TO TC 2 A 12,82 KM

### Instructions on the use of the timecard

The **target** time given in the timecard is added to the **actual start time** of the Special stage, which gives the **due arrival time** to the following time Control.

The due time includes the Special stage time and the following road section.

If you arrive to any other time Control than the start of stage, the arrival time will also be the time of departure from the time Control, unless a different time is given by the time Control officials.

### Ohje aikakortin käytöstä

Aikakortissa ilmoitettu **ajoaika** lisätään EK:n **todelliseen lähtöaikaan**, jolloin saadaan **saapumisaika** seuraavalle AT- asemalle.

Ajoaika sisältää EK:n suoritusajan sekä siirtymän ajan.

Mikäli saavutaan muulle kuin EK:n tulo AT- asemalle, on saapumisaika samalla uusi lähtöaika seuraavalle siirtymälle, ellei ko. asema anna muuta lähtöaikaa.

### Flex Service markings to timecard

Due departure time to TC 2 b for leaving the Service given by the TC 2a officer.

You enter **the service start time** here.

You enter **the service finished time** here.

You enter the time given by the out-of-service Time Check on the lowest TC 2b Colum and transfer it to the next card.

### Aikakortti merkinnät Flex huollossa

Ihannelähtöaika Huollosta ulos, jonka antaa TC 2a toimitsija.

Merkitset **huollon aloitusajan** tähän.

Merkitset **huollon päättymisajan** tähän.

Merkitset tähän alas TC 2b huollosta ulos aikatarkastuksen antaman ajan ja siirrä sen seuraavaan korttiin.



Appendix 4.

Podium holding area

